


# Rescue-Bot

Melissa M. Short and Kathryn A. Thorsen  
shor5450, thor2206@students.rowan.edu


Computer Science Department  
Advisor: Dr. Jennifer Kay



Rescue-Bot follows firefighting rescue techniques to enter a room and retrieve a victim. It follows the wall using a left-handed search until a victim is found. When the robot has found the victim, it exits the room by heading towards the light at the door.


Rescue-Bot conducts its search by using a touch sensor mounted on the left side of a vehicle. When a wall is not detected, it bears the left slightly until one is detected. When the robot comes face-to-face with a wall, a touch sensor is pressed. A series of turns follows the search to continue. The extended arm sweeps the floor, and with the use of magnets retrieves the "victim". A touch sensor mounted on the arm signals that the search was successful, and now it looks for a means of egress. Two light diodes are mounted to the front, and allow the robot to follow a light out of the room and into safety.

## Sensors




Touch sensor attached at front of robot to sense when it needs to turn.

Touch sensor attached to arm to detect when the victim has been picked up.




One of two light sensors used to find the door and exit the room.

## Top View



## Front View



## Victim



## Arm Extended

